



Rope-work and Knots

Introduction

This presentation takes you through useful knots and the different types of ropes available & their properties



Rope


Rope

Different kinds

3 strand
multiplait
braid

Different qualities

UV resistance
strength
flexibility
smoothness
stretch



Different materials

polyester
nylon
high tec



Rope

Different Uses

Nylon – lots of stretch, good for anchor rodes, towing, etc

Polyester – Better UV resistance but still a bit stretchy, good for mooring lines

Braid – smooth / flexible with less stretch, good for sheets & halyards

Multi-plait – less prone to chafe so tougher than 3 strand – good for anchor rodes




Knots



Knots

Figure of eight

Easy to tie stopper knot...
...stops rope escaping



Knots

Round turn and two half hitches



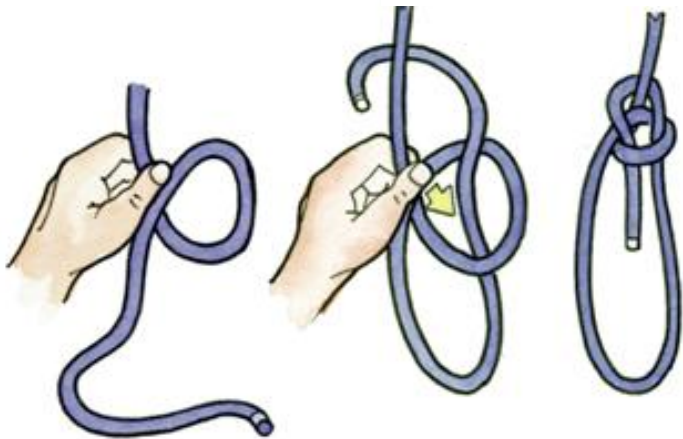
**A multipurpose knot...
...can be untied under tension**

Knots

Bowline

Bowline, makes a fixed eye in a rope...

...very secure, but can't be untied under tension



Knots

Rolling hitch

Used when you need a knot that won't slip when pulled at an angle...

...ideal for taking the strain off another rope

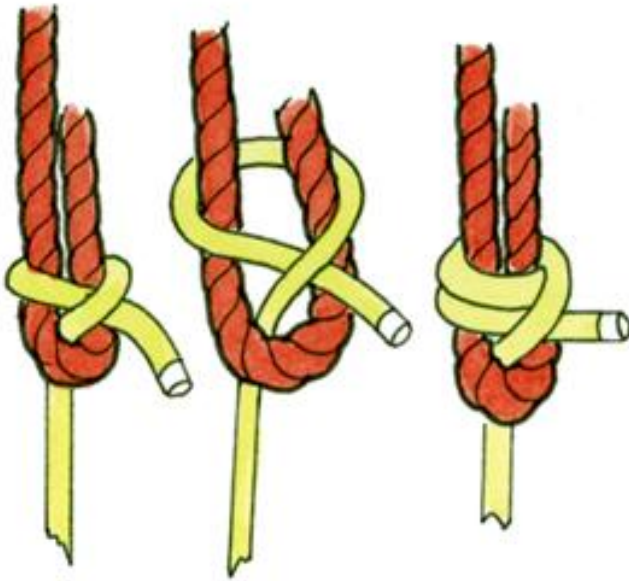


Knots

Sheet bend

Single or double sheet bend...

...used for joining two ropes together




Knots

Clove hitch

Clove hitch, quick and easy to adjust...

...ideal for securing fenders



Rope-work

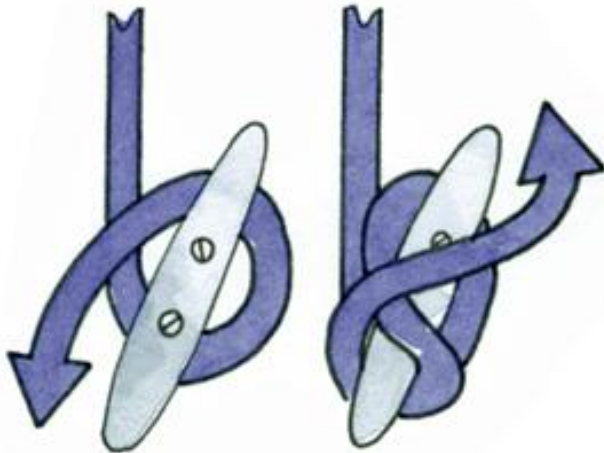


Rope-work

Making fast to a cleat

Rope led to 'open' side of cleat...

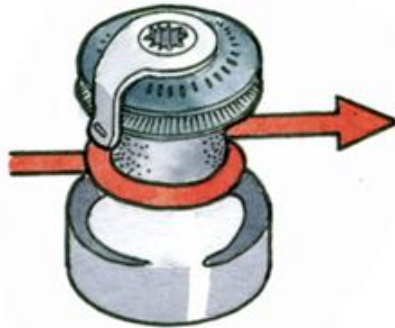
...follow with several figure of eights and one more turn to increase friction



Rope-work

Winching techniques

Using a winch gives more power for pulling in ropes...
...always wind the rope clockwise round the drum

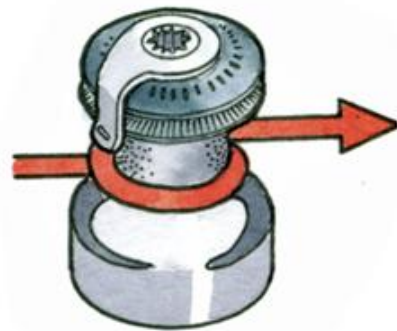


Rope-work

Winching techniques

Use the self-tailer to grip the rope before you winch...

...add more turns for maximum friction



Rope-work

Winching techniques

Turn the handle either way to pull in the rope...

...keep the lead low to avoid a riding turn



Rope-work

Winching techniques

Always have your thumbs uppermost...

...take care not to trap fingers or thumbs between the rope and winch



Rope-work

Winching techniques

Never wrap the rope around your hand



Rope-work

Winching techniques

A jammer holds the rope securely, like a cleat

When releasing a rope under load don't hold it close to the jammer...

...take the strain on a winch

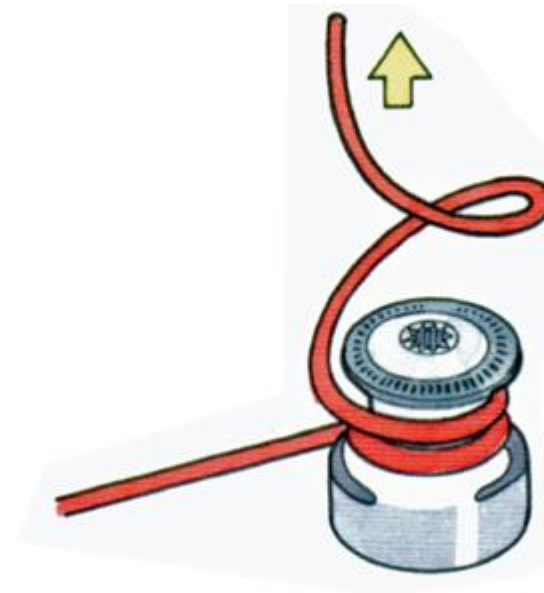
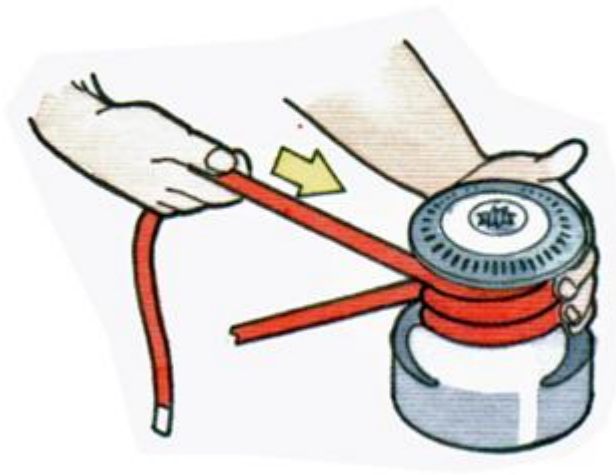


Rope-work

Winching techniques

When letting out - gently ease the rope round the drum with the palm of the hand...

...letting fly, flip the rope quickly off the drum to release the rope




This website helps support us and our families.
If you found this document useful please consider donating £3.50 to
the running of this website.

[CLICK HERE TO DONATE](#)

Thank you for your honesty.

Further Reading



We highly recommend Tom Cunliffe's
RYA Seamanship Handbook (G36)

You can buy a copy of this book by visiting our on-line shop

www.penguinsailing.com

