

# LIFE SAVING SIGNALS

# Legal Requirement

It is a **legal** requirement to carry a set of emergency life saving signals on-board your yacht


This is so the emergency services can communicate with you and you can communicate with them

# International Distress Signals



# Search & Rescue Unit Replies









**YOU HAVE BEEN SEEN - Assistance will be given ASAP**



**Orange Smoke  
Flare**

**Three white star  
signals or three  
light and sound  
rockets fired at  
approx. 1 minute  
intervals**


# Surface to Air Signals

Message	International Code of Signals	ICAO Visual Sigs
I require assistance	V  	V
I require medical assistance	W  	X
No or negative	N  	N
Yes or affirmative	C  	Y
Proceeding in this direction		↑

Use International Code of Signals by means of lights or flags or by laying out symbols on deck or ground with items which have a high contrast to the background

# Air to Surface Signals

## SEQUENCE OF 3 MANOEUVRES SHOWING DIRECTION TO PROCEED



Circle vessel at least once

Cross low, ahead of vessel rocking wings

Overfly vessel and head in required direction

## YOUR ASSISTANCE IS NO LONGER REQUIRED




Cross low, astern of vessel rocking wings

As a non-preferred alternative to rocking wings, varying engine tone or volume may be used

# Ship to Ship Signals

## SAFE TO LAND HERE




Vertical waving of both arms, white flag or flare

OR



Morse code signal 'K' by light or sound

## LANDING HERE IS DANGEROUS - Additional signals for safer landing in direction indicated



Horizontal waving of white flag, light or flare.  
Putting one flag on ground and moving off with  
a second indicates direction of safer landing

S :

Morse code signals by light or sound

R :

Land to the right of your current heading


L :

Land to the left of your current heading



# Air to Surface Replies

## MESSAGE UNDERSTOOD




The diagram illustrates four methods for signaling that a message has been understood. It consists of four columns, each with an illustration and a label below it. The columns are separated by the word 'Or'.

- Drop a message:** An illustration of an airplane with a message being dropped from its cargo bay.
- Rocking wings:** An illustration of an airplane with red arrows indicating the wings moving up and down.
- Flashing landing or navigation lights on and off twice:** An illustration of an airplane with a green light on the nose and a red light on the tail.
- Morse code signal by light:** An illustration of the Morse code for 'T' (dash-dot) and 'R' (dash-dot-dot).

Drop a message	Rocking wings	Flashing landing or navigation lights on and off twice	Morse code signal by light
----------------	---------------	--	----------------------------

## MESSAGE NOT UNDERSTOOD - REPEAT



The diagram illustrates three methods for signaling that a message has not been understood and needs to be repeated. It consists of three columns, each with an illustration and a label below it. The columns are separated by the word 'Or'.




- Straight and level flight:** An illustration of an airplane flying straight and level with a red arrow pointing forward.
- Circling:** An illustration of an airplane flying in a circle with a red arrow indicating the direction.
- Morse code signal by light:** An illustration of the Morse code for 'R' (dot-dash), 'P' (dash-dot-dot), and 'T' (dash-dot).

Straight and level flight	Circling	Morse code signal by light
---------------------------	----------	----------------------------





# Surface to Air Replies


## MESSAGE UNDERSTOOD – I WILL COMPLY

	Or		Or	
Change course to required direction		Morse code signal by light		Code and answering pennant 'close up'

## I AM UNABLE TO COMPLY

	Or	
Morse code signal by light		International 'N' flag

# Further Reading



We highly recommend Keith Colwell's  
**RYA Sea Survival Handbook (G43)**

You can buy a copy of this book by visiting our on-line shop at  
**[www.penguinsailing.com](http://www.penguinsailing.com)**